

# Masoneilan\* SVI\* II AP Positioner With Optional High Flow

Optimized Performance Regardless of Actuator Size  
Eliminates One Additional Booster

## Key Features

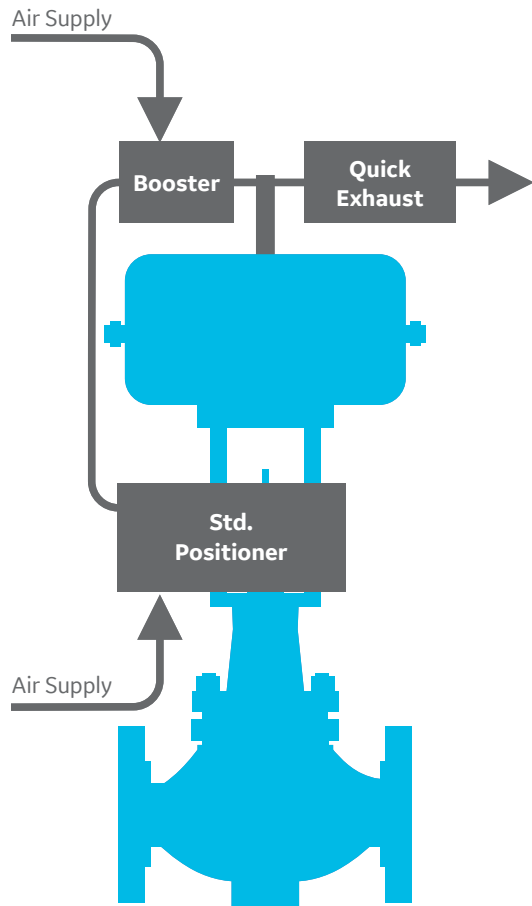
- High Flow
  - For Optimized Performance Regardless of Actuator Size, Eliminating or Reducing The Need of Additional Accessories (Booster, Quick Exhaust, etc)
  - Higher Capacity Than Most Positioners Available In The Marketplace
- High-speed Response For Surge-Control Applications
- Setup Wizard For Quick and Easy Commissioning
- Field Proven Non-contact Position Sensor or Robust Remote-mount Position Feedback
- Universal Design (linear or rotary applications)
- Field Upgradable Options and Firmware
- Explosion Proof External LCD & Buttons
- Universal Label with ATEX, FM, FMc, IEC ... Approvals
- ValVue\* Communication Software
- eDDL and DTM (Standard and Advanced) Support
- Integration Flexibility Through Digital Communication Interface
- Industrial Aluminum Housing

## Benefits

- Faster Commissioning and Start-up of Control Valves
- Optimized Performance Regardless of Actuator Size
- Eliminates or Reduces The Need of Additional Accessories (Booster, Quick Exhaust, etc)
- Ease of Mounting and Commissioning
- Accurate and Reliable Valve Positioning
- Bi-directional Communication for Local or Remote Setup
- Integration with Many DCS and Asset Management Systems



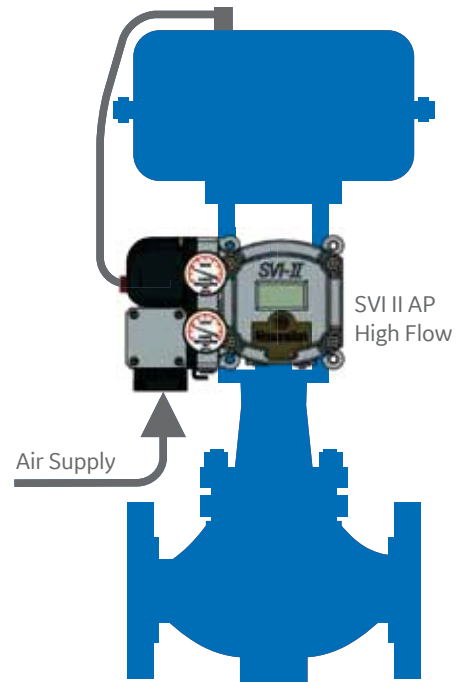
## Traditional Solution



## New SVI II AP High Flow Solution

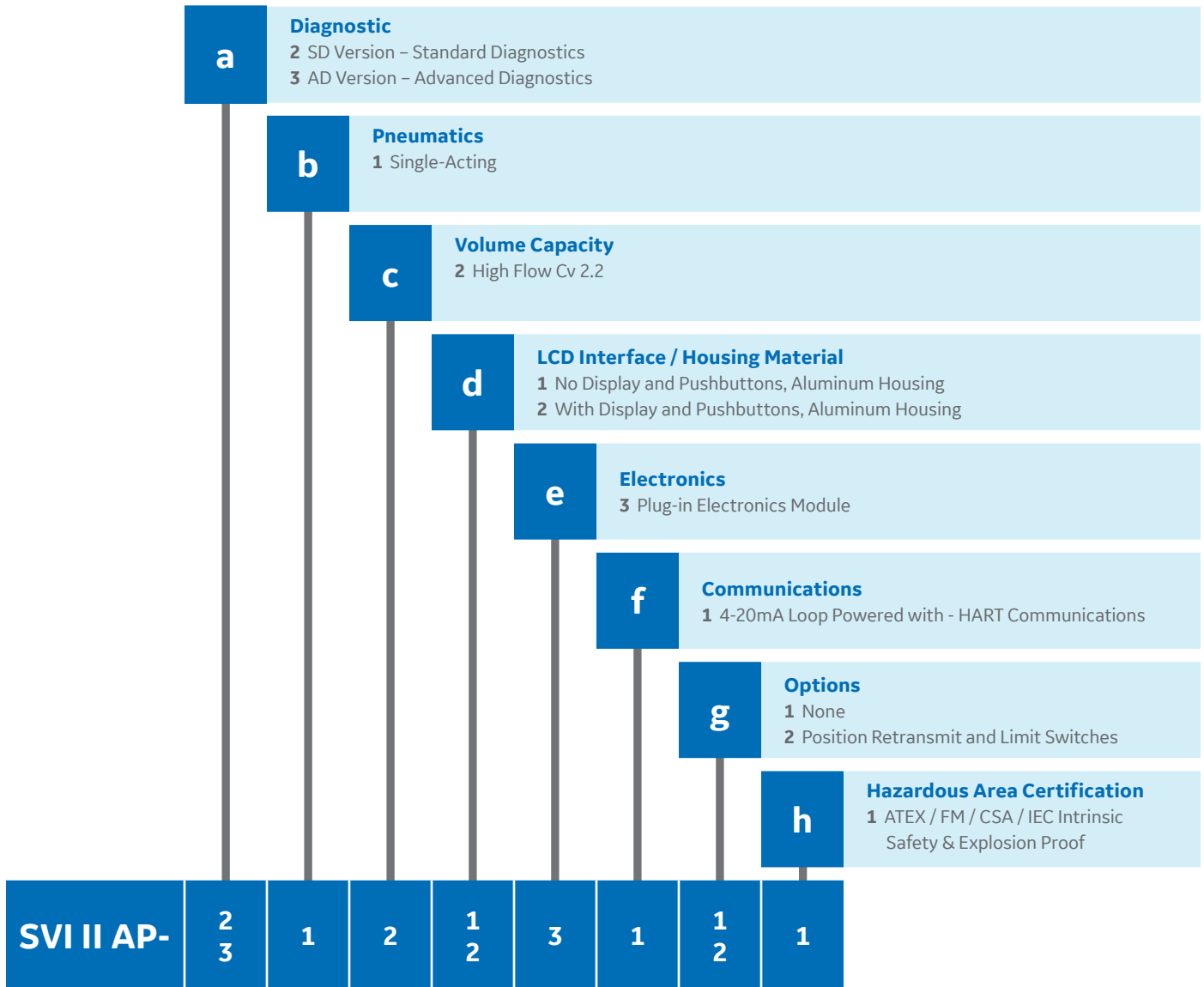
### Eliminates The Complexity Of Accessories

- Ease of commissioning due to quicker mounting, setup and reduced tubing
- Increased performance with improved auto-tuning and single instrument setting
- Reduced costs due to reduced need of accessories and quicker commissioning



# How To Specify the SVI II AP High Flow

Series Identification SVI II AP – abcdefgh



**FLOCONX**<sup>®</sup>  
— USA FLOW CONTROL COMPANY —

**FLOCONX LLC**  
**USA FLOW CONTROL COMPANY**

SALES | INFORMATION  
SALES@FLOCONX.COM  
VENTAS@FLOCONX.COM

FLOW CONTROL, OUR PASSION.™

WWW.FLOCONX.COM

# Specifications

## Diagnostics:

- 5 Pressure Sensors
- Total Travel & Number of Cycles
- Valve Operations (time Open/time Close/time near closed)
- Offline Control Valves Signatures with ValVue Suite or Advanced DTM
- Online Diagnostics with ValVue\* OVD
- Field Upgradable Diagnostic Levels

## Materials:

- Case/Cover:
  - Aluminum ASTM 360
  - Paint: Grey Polyurethane (category C4 per ISO 12944-2)
- I/P Transducer and Relay are constructed of composite polymers and stainless steel (300 and 400 Series)

## Input Power and Signal:

- Power Supply (taken from 4-20mA)
- Required Terminal Voltage: 9Vdc at 20mA
- Minimum Current Signal: 3.2mA

## Optional Output Signals:

- Valve Position: 4-20mA - Two Wire Loop Powered with 10-24Vdc Compliance Voltage
- Two Configurable and Built-in Isolated Solid-state Switches - 1A, 30Vdc

## Input Signals:

- Valve Setpoint: 4-20mA, 450 Ohms Input Resistance
- Remote Position Sensor: 1 kOhms

## Communication:

- HART® Revision 6 Protocol
- Open Technologies: eDDL, DTM, Plug-in and Snap-on Applications, Wireless
- Field or Remote Communication with True Control System Integration

## Ambient Temperature Limits:

- -50°C to 85°C (-58°F to 185°F)

## Ambient Humidity Limits:

- 10 to 95 percent RH Non-condensing

## EMC Conformity Standards:

- EN 61000-4-2, 3, 5, 6, 8, IEC 1000-4-2 and EN 50140
- EMC 89/336/EEC Directive

## Actuator Travel Range:

- Linear Motion: 0.25" to 4" (6.4 to 100mm) - standard mounting  
>4" (100mm) - extended mounting
- Rotary Motion: 18 to 140 deg
- Travel Sensor Resolution: 0.0015 percent

## Control Valve Mounting System:

- Material: 300 Series St. St. standard
- Valve Type:
  - Linear or Rotary Motion Control Valve
  - Single-Acting Actuator
- Optional Remote- Mount Position Sensor Kit:
  - Remote Position Sensor (RPS) Assembly
  - Cabling For Up To 30 meters (100 Feet)
  - Two inch Pipe Mount Bracket

## Pneumatics:

- Air or Sweet Natural Gas - Regulated and Filtered
- Connections (Supply and Actuator): 1/2" NPT

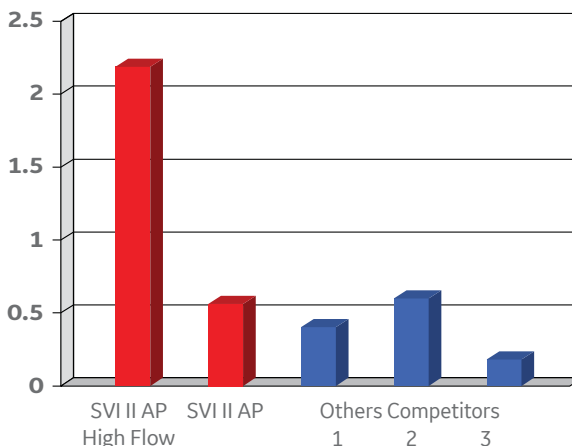
## Air supply pressure:

- Single-Acting: 20 to 100 psi max (1.4 to 6.9 bar)

## Air Delivery and Air Consumption:

Output Delivery	
Air Supply	Single Acting
30 psi (2.1 bar) supply	39 scfm (1104 l/m)
60 psi (4.2 bar) supply	70.6 scfm (2000 l/m)
90 psi (6.3 bar) supply	102 scfm (2888 l/m)
Air Consumption	
Air Supply	Single Acting
30 psi (2.1 bar) supply	0.28 scfm (8 l/m)
45 psi (3.1 bar) supply	0.35 scfm (10.5 l/m)

## Air Delivery Comparison (Cv):



## Certifications:

- FM, CSA, ATEX, IEC
- Other Local Approvals Are Pending
- Explosion Proof, Intrinsically Safe, Flame Proof, nL
- Enclosure Protection: NEMA 4X / IP66
- CE MARK

## Performance<sup>(1)</sup> per ISA S75.13 - 1996:

- Accuracy: ± 0.5 percent Full Span
- Linearity: ± 1.0 percent Full Span
- Hysteresis + DeadBand: ± 0.3 percent Full Span
- Repeatability: ± 0.3 percent Full Span
- Power-Up With Position Control: <150ms
- Power Interruption without Causing Reset: <100ms

<sup>(1)</sup> For linear characteristics

\*Denotes a trademark of Baker Hughes, a GE company LLC.

Other company names and product names used in this document are the registered trademarks or trademarks of their respective owners.

© 2018 Baker Hughes, a GE company LLC - All rights reserved.

Baker Hughes reserves the right to make changes in specifications and features shown herein, or discontinue the product described at any time without notice or obligation. Contact your BHGE representative for the most current information. The Baker Hughes logo is a trademark of Baker Hughes, a GE company. The GE Monogram is a trademark of the General Electric Company.

