

Smart Positioners YT-3300 / YT-3350 / YT-3301 / YT-3303

Torque motor technology with communications

Design features

- **Auto calibration.** Simple menu structure with options to auto calibrate all parameters or zero and end points only.
- **LCD display.** Alphanumeric digital display for process values and calibration.
- **Partial Stroke Test (PST).** Fully adjustable Partial Stroke Test. All functionality can be performed and selected locally, through push buttons, or remotely with communication protocol.
- **Feedback signal.** Analogue and Digital feedback signals with 4 to 20 mA, mechanical and proximity switch options (Limit switch options for YT-3300 and YT-3350 models).
- **PID control.** Pre-calibrated and user configurable variables via front panel pushbutton menu.

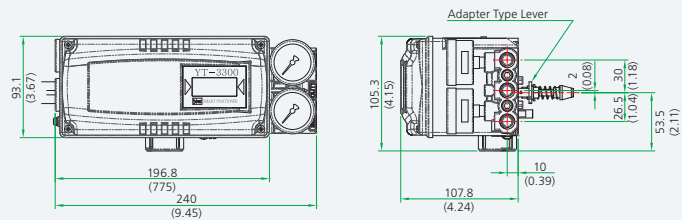
- **Auto / Manual switch.** Enables closed-loop automatic valve position control or manual positioning via the A/M switch. The manual mode is useful for troubleshooting, calibration, system testing or as a manual bypass.
- **HART® communication.** Allows commands, position feedback and diagnostics to be sent digitally over the current loop.
- **Front panel pushbuttons for configuration.** 4 robust and positive acting pushbuttons for field configuration.
- **Remote Mounting Option (YT-3301 model).** Remote sensor via cable to enable the positioner to be mounted away from extreme temperature.



YT-3300 Aluminium Enclosure

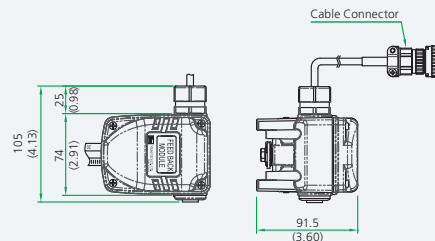


YT-3350 STS316 Enclosure

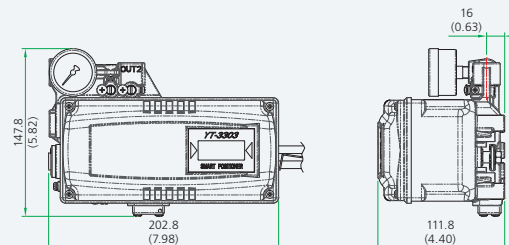


Dimensions: mm (Inches °)

YT-3301 Remote Mounting Option



YT-3303 Left Side Mounting Option



Smart Positioners YT-3300 / YT-3350 / YT-3301 / YT-3303

Item Type	YT-3300	YT-3303	YT-3350	YT-3301
Input Signal	4 to 20 mA DC			
Supply Pressure	0.14 to 0.7 MPa (1.4 to 7 bar)			
Stroke	Linear Type	10 to 150 mm		
	Rotary Type	0 to 90°		
Impedance	Max. 500 Ω @ 20 mA DC			
Air Connection	PT(NPT,G)1/4	NPT1/4	PT(NPT,G)1/4	
Gauge Connection	PT(NPT)1/8	NPT1/8	PT(NPT)1/8	
Conduit	G(PF,NPT)1/2, M20	G(PF)1/2	G(PF,NPT)1/2, M20	
Operating Temp.	Standard Type	-30 to 85 °C (-22 to 185 °F)		
	Low Temp. Type	-40 to 85 °C (-40 to 185 °F)		
	LCD	-30 to 85 °C (-22 to 185 °F)		
	Explosion Temp.	-40 to 60 °C (T5) -40 to 40 °C (T6)		
	Remote Sensor	-	-40 to 120 °C (-40 to 248 °F)	
Linearity	±0.5% F.S.			
Hysteresis	±0.5% F.S.			
Sensitivity	±0.2% F.S.			
Repeatability	±0.3% F.S.			
Air Consumption	Below 2 LPM (sup = 0.14 MPa)			
Flow Capacity	70 LPM (sup = 0.14 MPa)			
Output Characteristics	Linear, EQ%, Quick Open user set (18 Point)			
Material	Aluminium Diecasting	Stainless Steel 316	Aluminium Diecasting	
Ingress Protection	IP66			
Explosion Protection Type	ATEX, IECEx Ex ia IIC T5/T6 Gb, EX iaD IIIC T100°C/T85°C Db IP66			
	NEPSI Ex ia IIC T5/T6			
	KCs Ex ia IIC T5/T6, EX iaD IIIC T100°C/T85°C			
	CSA Certification in progress			
	FM Class I, Div 1, Groups ABCD Class I, Zone 0 AEx ia IIC Class II/III, Div 1, Groups EFG Class I, II, III, Div 2, Groups ABCDEFG NEMA Type 4X IP66 AMBIENT TEMP: -40 - 60°C (T5) / -40 - 40°C (T6)			
	Communication (Option)			
L/S Rating	Mechanical Type (Omron)	AC 125 V, 3 A DC 30 V, 2 A	-	AC 125 V, 3 A DC 30 V, 2 A
	Proximity Type (P&F)	DC 8.2 V 8.2 mA	-	DC 8.2 V 8.2 mA
Weight	Body	2 kg (4.4 lb)	5.1 kg (11.2 lb)	2 kg (4.4 lb)
	Remote Sensor	-	-	0.9 kg (2.0 lb)

Product Code

YT-3301 - L - S - N - 2 - 4 - 2 - 4 - S - (1)

Model

YT-3300 = Aluminium housing
YT-3301 = Aluminium housing with remote sensor
YT-3303 = Aluminium housing with right side lever
YT-3350 = Stainless steel housing

Motion Type

L = Linear
R = Rotary

Acting Type

S = Single
D = Double

Area Protection

N = Safe Area
I = Intrinsically Safe ATEX, IECEx, NEPSI, KCs
A = Intrinsically Safe CSA, FM
E = EAC

Lever Type

Linear	Rotary	Lever Type
0 = 10 to 40 mm	1 = M6 x 34L	
1 = 20 to 100 mm	2 = M6 x 63L	
2 = 90 to 150 mm	3 = M8 x 34L	
3 = 16 to 30 mm	4 = M8 x 63L	
4 = 16 to 60 mm	5 = NAMUR	
5 = 16 to 100 mm		
6 = 90 to 150 mm		

YT-3303, 3301=YT-3400(Same Lever)

Conduit & Air Connection

1 = G1/2 - PT1/4
2 = G1/2 - NPT1/4
3 = G1/2 - G1/4
4 = M20 - NPT1/4
5 = NPT1/2 - NPT1/4

Communications

0 = NONE
2 = HART protocol communication

Output Options

0 = NONE
1 = 4 to 20 mA feedback
2 = Limit Switch - Mechanical Type (YT-3300 and YT-3350 only)
3 = Limit Switch - Proximity Type (YT-3300 and YT-3350 only)
4 = 4 to 20 mA + Limit Switch - Mechanical Type (YT-3300 and YT-3350 only)
5 = 4 to 20 mA + Limit Switch - Proximity Type (YT-3300 and YT-3350 only)

Operating Temp.

S = -30 to 85 °C
L = -40 to 85 °C

Cable Length (YT-3301 only)

Option for YT-3301 only. Standard cable length is 5 m.
1 = 5 m
2 = 10 m
3 = 15 m
4 = 20 m



FLOCONX[®]
USA FLOW CONTROL COMPANY

FLOCONX LLC
USA FLOW CONTROL COMPANY
SALES | INFORMATION
SALES@FLOCONX.COM
VENTAS@FLOCONX.COM

FLOW CONTROL, OUR PASSION.™

WWW.FLOCONX.COM